

PRODUCT RANGE

This delivery programme shows our current products. We also produce a range of special solutions. Just ask.

We reserve the right to make changes to the technical specifications, the delivery programme and our product information. The relevant legal specifications are to be observed and complied with for all applications. Please ensure compliance with our special glazing guidelines; failure to do so will result in the voiding of our warranty.

If in doubt, please contact us.

PRODUCT RANGE	Burglar resistance	5
	Anti Reflective	5
	Private Protection	5
	Bullet resistance	6
	Glazing for panic doors	13
	steptec / corner glazing	16
	show case / display Cabinet	17
GLAZING DIRECTIVE	Preconditions	20
	Checks	22
	Blocks	24
	Alarm	26
	Pay attention	28
	Take Care (Tc)	30
	Anti Reflective	31
	Conversion table	33

The contents of this delivery programme were compiled in accordance with the best of our knowledge. No legal claims can be derived from it. This edition supersedes all previous versions.

Version 03.2015

Copyright:
SiLATEC reserves all its property and copyrights over the entire document including its components (drawings, pictures etc.)

All values are subject to the normal tolerances. Our special glazing guidelines requires observance and compliance.

(mm) These depend on the size of the pane loads (e.g. wind load) directives and specifications.

(kg/m²)

mono,i2,i3 monolithic, insulating glass, triple insulating glass

U Thermal transmission coefficient The lower the value, the better the thermal insulation.

Kr Krypton

Ar Argon

T_L Light transmittance. The larger the value, the more light passes through the glazing.

g Total (solar) energy transmittance. The lower the value, the less energy passes through the glazing.

R_w Sound insulation index. The larger the value, the better the noise / sound insulation. The specified values are based on a krypton filling.

AS Alarm strip visible or invisible.

AW Alarm wire

SuS Sun protection coating

1) Test certificate
 2) Test certificate single pane
 3) Internally-ascertained estimate without test report
 4) Only invisible alarm strip is possible
 * Range of typical values

SILATEC Anti Reflective:
 anti reflective glass with a coated surface.
 Observe and comply with our "anti reflective" instructions.

BURGLAR RESISTANCE											
Type	Name	Dimensions max. [mm]	Thickness [mm]	Weight [kg/m ²]	U* [W/m ² K]	T _L * [%]	g* [%]	R _w [dB]	Options		
									AS	AW	SuS
P6B + EH1											
mono	SILATEC P6B-EH1	2500 x 8000	16-24	29-49	4.7	80-90	70-80	40 ¹⁾	•	•	
i2	SILATEC P6B-EH1 i2	2500 x 8000	26-48	39-59	0.9-1.2	70-80	55-60	40-45	•	•	•
i3	SILATEC P6B-EH1 i3	2500 x 8000	38-60	54-79	0.5-0.8	65-70	45-50	40-45	•	•	•
P7B + EH2											
mono	SILATEC P7B-EH2	2500 x 8000	24-36	43-73	4.4	80-90	70-80	41 ¹⁾	•	•	
i2	SILATEC P7B-EH2 i2	2500 x 8000	34-60	53-93	0.9-1.2	70-80	55-60	40-45	•	•	•
i3	SILATEC P7B-EH2 i3	2500 x 8000	46-82	68-108	0.5-0.8	65-70	45-50	40-45	•	•	•
P8B + EH3											
mono	SILATEC P8B-EH3	2500 x 8000	24-32	39-59	4.0	80-90	70-80	43 ¹⁾	•	•	
i2	SILATEC P8B-EH3 i2	2500 x 8000	34-56	49-79	0.9-1.2	70-80	55-60	40-45	•	•	•
i3	SILATEC P8B-EH3 i3	2500 x 8000	46-78	64-94	0.5-0.8	65-70	45-50	40-45	•	•	•

ANTI REFLECTIVE											
anti reflective P6B + EH1											
mono	SILATEC P6B-EH1 anti reflective	2500 x 6000	20-24	39-49	4.7			40 ¹⁾			
	SILATEC P6B-EH1 anti reflective	2400 x 4800	20-24	39-49	4.7			40 ¹⁾	• ⁴⁾		
anti reflective P8B + EH3											
mono	SILATEC P8B-EH3 anti reflective	2500 x 6000	28-32	49-59	4.0			43 ¹⁾			
	SILATEC P8B-EH3 anti reflective	2400 x 4800	28-32	49-59	4.0			43 ¹⁾	• ⁴⁾		

PRIVATE PROTECTION											
i2	SILATEC private protection i2	2500 x 8000	32-54	54-85	0.9-1.4	70-80	55-60	40-45	•	•	•
i3	SILATEC private protection i3	2500 x 8000	44-76	69-109	0.5-0.8	65-70	45-50	40-45	•	•	•

All values are subject to the normal tolerances. Our special glazing guidelines requires observance and compliance.

(mm) These depend on the size of the pane loads (e.g. wind load)guidelines and specifications

NS No Spall

S Spall

mono, i2, i3 monolithic, insulating glass, triple insulating glass

U Thermal transmission coefficient. The lower the value, the better the thermal insulation.

Kr Krypton

Ar Argon

T_L Light transmittance. The larger the value, the more light passes through the glazing.

g Total (solar) energy transmittance. The lower the value, the less energy passes through the glazing.

R_w Sound insulation index. The larger the value, the better the noise / sound insulation. The specified values are based on krypton filling.

AS Alarm strip visible or invisible.

AW Alarm wire

SuS Sun protection coating

Tc Take care. The protective side is made of scratch-resistant plastic. Comply with our Take care (Tc) instructions.

1) Test certificate

2) Test certificate for the individual pane

3) Internally-ascertained estimate without test report

4) Only invisible alarm strip is possible

* Range of typical values

Fire protection:

The combination of fire protection and bullet proofing is an object-related special solution. Proof of fire protection in the form of general building-authority approval is not available. As a result, approval of the entire (glass, frame, connection to the component) requires official approval on an individual basis. The fire protection glass is usually installed on the attack side. This results in an asymmetric glass structure. The direction of installation is to be agreed upon with the responsible authorities.

BULLET RESISTANCE											
Type	Name	Dimensions max. [mm]	Thickness [mm]	Weight [kg/m ²]	U* [W/m ² K]	&	R _w [dB]	Options			Tc
								AS	AW	SuS	
BR 1											
NS mono	SILATEC BR1-NS 14/27	2000 x 3000	15	28	4.9	P6B ³⁾	40 ³⁾				•
NS i2	SILATEC BR1-NS 33/41	2000 x 3000	33	42	1.0 (Kr) /1.2 (Ar)	P6B ¹⁾	43 ³⁾				
BR 2											
NS mono	SILATEC BR2-NS 18/35	2000 x 3000	19	35	4.7	P7B ³⁾	40 ³⁾				•
NS i2	SILATEC BR2-NS 28/44 [MSS]	Consulting	28	44	1.4 (Kr)/1.9 (Ar)	P6B ³⁾	38 ³⁾				•
	SILATEC BR2-NS 41/54	2000 x 3000	41	55	1.0 (Kr)/1.2 (Ar)	P7B ³⁾	43 ³⁾				
S mono	SILATEC BR2-S/P8B/EH3 27/46-AS	2500 x 5000	27	46	4.0	P8B ¹⁾	43 ¹⁾	•			
	SILATEC BR2-S/P8B/EH3 28/49	2500 x 5000	28	49	4.0	P8B ¹⁾	43 ¹⁾				
	SILATEC BR2-S/P8B/EH3 30/54-AS	2500 x 5000	30	54	4.0	P8B ¹⁾	43 ¹⁾	•			
BR 3											
NS mono	SILATEC B3-NS 20/40	2000 x 3000	21	40	4.7	P7B ³⁾	41 ³⁾				•
NS i2	SILATEC BR3-NS 48/60	2000 x 3000	48	61	1.0 (Kr) /1.2 (Ar)	P8B ³⁾	43 ³⁾				
S i2	SILATEC BR3-S 38/55	2000 x 3000	38	55	1.0 (Kr)/1.2 (Ar)	P6B ¹⁾	43 ³⁾				

BULLET RESISTANCE											
Type	Name	Dimensions max. [mm]	Thickness [mm]	Weight [kg/m ²]	U* [W/m ² K]	& ¹⁾²⁾³⁾	R _w [dB]	Options			Tc
								AS	AW	SuS	
BR 4											
NS mono	SILATEC BR4-NS 25/52	2450 x 4500	25	53	4.7	P6B ²⁾	42 ³⁾				•
	SILATEC BR4-NS 28/56	2450 x 4500	28	56	4.7	P7B ^{2)/SG1-NS ²⁾}	42 ³⁾				•
	SILATEC BR4-NS 30/61-AS	2450 x 4500	30	61	4.5	P7B ³⁾	42 ³⁾	•			•
NS i2	SILATEC BR4-NS 35/58	Consulting	35	58	1.1(Kr) /1.6(Ar)	P6B ³⁾	42 ³⁾			•	•
	SILATEC BR4-NS (25.52) 39/68 i2	2450 x 4500	39-43	68-73	1.1 (Kr) /1.6(Ar)	P6B ²⁾	40 ³⁾	•		•	•
	SILATEC BR4-NS 52/76	2000 x 3500	52	76	1.0 (Kr) /1.2(Ar)	P8B ²⁾	48 ³⁾				
	SILATEC BR4-NS 54/82-AS	2000 x 4000	54	82	1.0 (Kr) /1.2(Ar)	P8B ³⁾	48 ³⁾	•			
NS i3	SILATEC BR4-NS (25.52) 53/83 i3	2450 x 4500	53-61	83-93	0.7(Kr)/0.9(Ar)	P6B ²⁾	40 ³⁾	•		•	•
	SILATEC BR4-NS 61/80-1010	2000 x 3000	61	80	0.5 (Kr) /0.8(Ar)	P8B ³⁾	45 ³⁾				
	SILATEC BR4-NS 69/100-1010-T-AS	2000 x 4500	69	100	0.5 (Kr) /0.8(Ar)	P8B ³⁾		•			
S i2	SILATEC BR4-S 42/64-12	2500 x 5000	42	64	1.0 (Kr) /1.2(Ar)	P6B ¹⁾	43 ³⁾			•	
	SILATEC BR4-S 44/69-12-AS	2500 x 5000	44	69	1.0 (Kr) /1.2(Ar)	P6B ¹⁾	44 ³⁾	•		•	
S i3	SILATEC BR4-S 56/69-1212-T	2500 x 5000	56	69	0.5 (Kr) /0.7(Ar)	P6B ¹⁾	45 ³⁾			•	
	SILATEC BR4-S 56/69-1212-T-AS	2500 x 5000	56	69	0.5(Kr) /0.7(Ar)	P6B ¹⁾	45 ³⁾	•		•	
BR 5											
NS mono	SILATEC B5-NS 35/76	2450 x 4500	36	76	4.4	P7B ³⁾	43 ³⁾				•
NS i2	SILATEC B5-NS (35.76) 50/91 i2	2450 x 4500	50-54	91-96	1.1(Kr)/1.6(Ar)	P7B ³⁾	42 ³⁾	•		•	•
	SILATEC B5-NS 62/99	2500 x 3000	63	101	1.1 (Kr) /1.1(Ar)	P7B ³⁾	45 ³⁾				
NS i3	SILATEC B5-NS (35.76) 64/106 i3	2450 x 4500	64-72	106-116	0.7(Kr)/0.9(Ar)	P7B ³⁾	42 ³⁾	•		•	•

BULLET RESISTANCE											
Type	Name	Dimensions max. [mm]	Thickness [mm]	Weight [kg/m ²]	U* [W/m ² K]	& ¹⁾²⁾³⁾	R _w [dB]	Options			Tc
								AS	AW	SuS	
BR 6											
NS mono	SILATEC BR6-NS 42/90	2450 x 4500	42	90	4.4	P7B ³⁾	43 ³⁾				•
	SILATEC BR6-NS 42/92-AS	2450 x 4500	42	92	4.4	P7B ³⁾	43 ³⁾	•			•
NS mono EI 30	SILATEC BR6-NS 53/114 EI30	1400 x 3000	53	114	4.4	P7B ³⁾	44 ³⁾				•
NS i2	SILATEC BR6-NS 52/97	Consulting	52	97	1.1(Kr) /1.5(Ar)	P7B ³⁾	44 ³⁾				•
	SILATEC BR6-NS 53/86	Consulting	53	86	1.0 (Kr) /1.2(Ar)	P8B ³⁾	44 ³⁾			•	•
	SILATEC BR6-NS (42.90) 56/107 i2	2450 x 4500	56-60	107-112	1.1 (Kr) /1.6(Ar)	P7B ³⁾	44 ³⁾	•		•	•
	SILATEC BR6-NS 69/122-AS	2000 x 4000	69	122	1.0 (Kr) /1.1(Ar)	P8B ²⁾	48 ³⁾	•			
NS i3	SILATEC BR6-NS (42.90) 70/122 i3	2450 x 4500	70-78	122-132	0.7 (Kr) /0.9(Ar)	P7B ³⁾	44 ³⁾	•		•	•
	SILATEC BR6-NS 82/133-1010	2000 x 4000	82	133	0.5 (Kr) /0.8(Ar)	P8B ³⁾	46 ³⁾				
BR 7											
NS mono	SILATEC BR7-NS 60/130	1000 x 2200	60	130	4.5		45 ³⁾				
	SILATEC BR7-NS 67/135	1450 x 2550	67	135	4.5	P8B ³⁾	45 ³⁾				•
NS i2	SILATEC BR7-NS (60.130) 74/145 i2	1000 x 2200	74	145	1.1 (Kr) /1.6(Ar)		42 ³⁾	•		•	
	SILATEC BR7-NS (67.135) 81/150 i2	1450 x 2550	81	150	1.1 (Kr) /1.6(Ar)	P8B ³⁾	42 ³⁾	•		•	•
SG 1											
NS mono	SILATEC SG1-NS 25/43	1000 x 2200	26	44	4.0	P8B ³⁾	40 ³⁾				•
NS i2	SILATEC SG1-NS 57/79	2000 x 3500	57	80	1.0 (Kr) /1.0(Ar)	P7B ³⁾	45 ³⁾				
SG 2											
NS mono	SILATEC SG2-NS 31/52	1000 x 2200	31	52	4,0	P8B ³⁾	43 ³⁾				•
NS i2	SILATEC SG1-NS 64/95	2000 x 3500	64	96	1.0 (Kr) /1.0(Ar)	P8B ³⁾	48 ³⁾				

BULLET RESISTANCE						SPECIAL CLASSIFICATIONS					
Type	Name	Dimensions max. [mm]	Thickn. [mm]	Weight [kg/m ²]	U* [W/m ² K]	& ¹⁾²⁾³⁾	R _w [dB]	Options			Tc
								AS	AW	SuS	
Kalashnikov AK 47 Iron core		VPAM Class 6		(Calibre: 7,62 x 39 mm; projectile: 8 g Fe-co-							
NS mono	SILATEC AK47-NS 36/76	2450 x 4500	36	76	4.4	BR5-NS ¹⁾ /P7B ³⁾	43 ³⁾				•
NS i2	SILATEC AK47-NS (36.76) 50/91 i2	2450 x 4500	50-54	91-96	1.1 (Kr) /1.6(Ar)	BR5-NS ¹⁾ /P7B ³⁾	40 ³⁾	•		•	•
NS i3	SILATEC AK47-NS (36.76) 64/106 i3	2450 x 4500	64-72	106.116	0.7 (Kr) /0.9(Ar)	BR5-NS ¹⁾ /P7B ³⁾	40 ³⁾	•		•	•
Kalashnikov AK 47 Hard core + incendiary composition		NATO STANAG 4569 Level 2		(Calibre: 7,62 x 39 mm; projectile: 7,77 g API							
NS mono	SILATEC AK47-NS 62/141	2450 x 4500	62	141	4.1	P7B ³⁾	47 ³⁾				•
NS i2	SILATEC AK47-NS (62.141)76/157 i2	2450 x 4500	76-80	157-167	1.1 (Kr) /1.6(Ar)	P7B ³⁾	43 ³⁾	•		•	•
NS i3	SILATEC AK47-NS (62.141)90/171 i3	2450 x 4500	90-94	171-181	1.1 (Kr) /1.6(Ar)	P7B ³⁾	43 ³⁾	•		•	•

All values are subject to the normal tolerances. Our special glazing guidelines requires observance and compliance.

(mm) These depend on the size of the pane loads (e.g. wind load) guidelines and specifications.

(kg/m²)

mono,i2,i3 monolithic, insulating glass, triple insulating glass

U Thermal transmission coefficient. The lower the value, the better the thermal insulation.

Kr Krypton

Ar Argon

T_L Light transmittance. The larger the value, the more light passes through the glazing.

g Total (solar) energy transmittance. The smaller the value, the less energy enters through the glazing.

R_w Sound insulation index. The larger the value, the better the noise / sound insulation. The specified values are based on krypton filling.

AS Alarm strip visible or invisible.

AW Alarm wire

SuS Sun protection coating

1) Test certificate
 2) Test certificate single pane
 3) Internally-ascertained estimate without test report
 4) Only invisible alarm strip is possible
 * Range of typical values

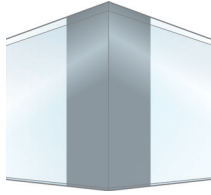
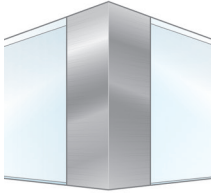
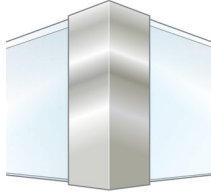
Test RC2 and RC3:
 The inspected laminated glass structure satisfies the requirements in terms of resistance against manual break-in attempts (attack on the surface of the panic glazing) in the resistance classes RC2 and RC3 in accordance with EN 1627 / 1630 for use in door elements for escape routes.

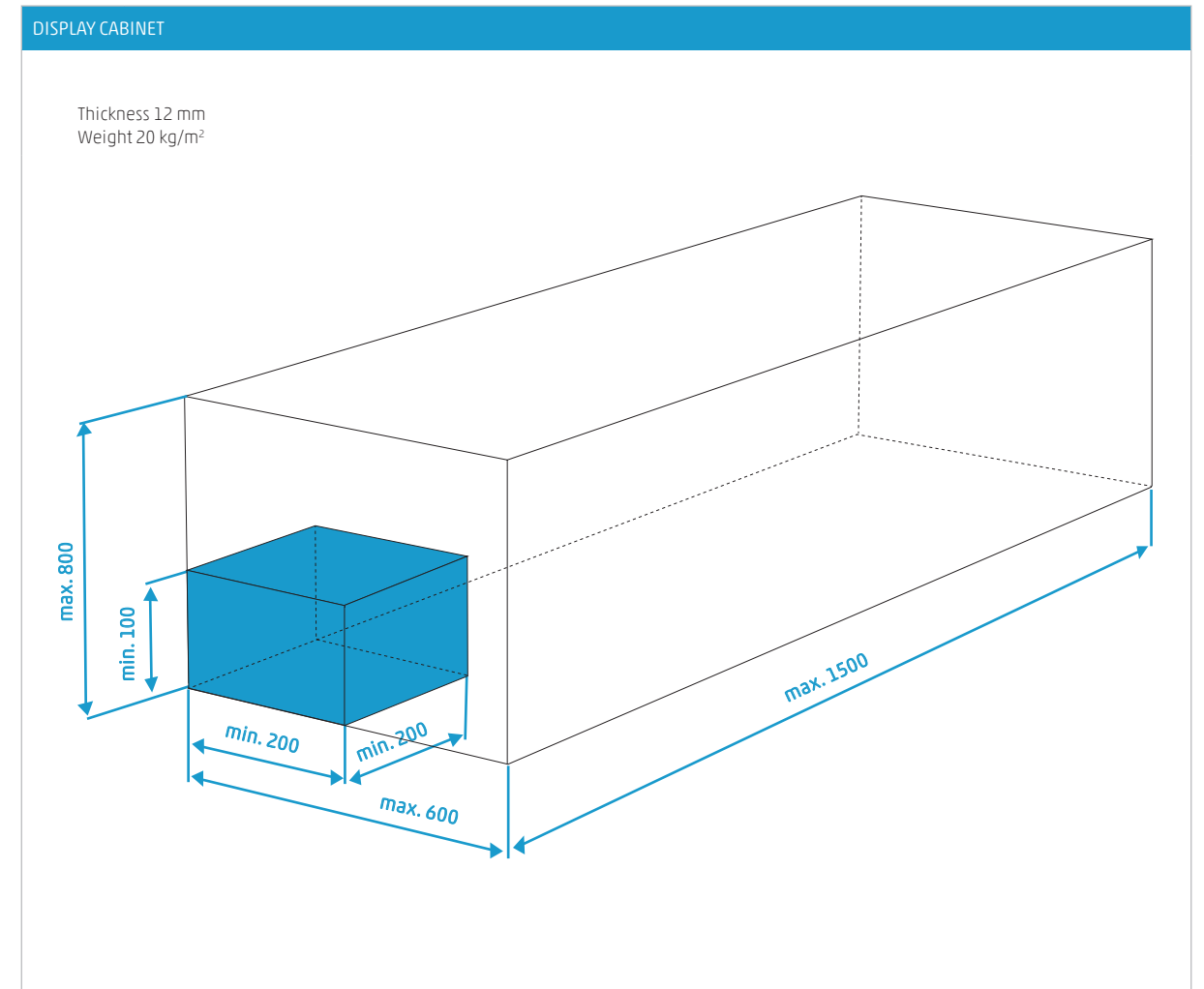
Test RC4 D:
 The inspected laminated glass structure was tested in accordance with the test requirements of the resistance class RC4 in accordance with DIN EN 1627/1630. Within the resistance time specified, it prevents the creation of a square, attackable opening with a side length of 120 mm. The interior operating elements must be arranged and secured in such a way that they cannot be reached and activated through the opening in the glass using the tool sets stated in the standard.

Fire protection:
 The combination of fire protection and panic glazing is an object-related special solution. Proof of fire protection in the form of general building-authority approval is not available. As a result, approval of the entire (glass, frame, connection to the component) requires official approval on an individual basis. The fire protection glass is usually installed on the attack side. This results in an asymmetric glass structure. The direction of installation is to be agreed with the responsible authorities.

GLAZING FOR PANIC DOORS									
Type	Name	Dimensions max. [mm]	Thickness [mm]	Weight [kg/m ²]	U* [W/m ² K]	R _w [dB]	Options		
							AS	AW	SuS
RC2 panic									
mono	SILATEC RC2 panic 16/29	2000 x 3000	16	29	4.7	40 ¹⁾		•	
mono EI 30	SILATEC RC2 panic 27/55 EI30	1400 x 3000	27	54	4.5	41 ³⁾			
mono EI 60	SILATEC RC2 panic 35/75 EI60	1400 x 3000	35	74	4.3	42 ³⁾			
mono EI 90	SILATEC RC2 panic 49/106 EI90	1400 x 2850	49	105	4.1	44 ³⁾			
i2	SILATEC RC2 panic 32/44 i2	2000 x 3000	32	44	1.0 (Kr) /1.14(Ar)	41 ³⁾	•	•	•
i2 EI 30	SILATEC RC2 panic 46/67 EI30 i2	1400 x 3000	46	76	1.0 (Kr) /1.3(Ar)	42 ³⁾	•	•	•
i2 EI 60	SILATEC RC2 panic 55/95 EI60 i2	1400 x 3000	55	95	1.0 (Kr) /1.3(Ar)	43 ³⁾	•	•	•
i2 EI 90	SILATEC RC2 panic 68/127 EI90 i2	1400 x 2850	68	127	1.0 (Kr) /1.3(Ar)	45 ³⁾	•	•	•
i3	SILATEC RC2 panic 44/59 i3	2000 x 3000	44	59	0.6 (Kr) /0.9(Ar)	43 ³⁾	•	•	•
RC3 panic									
mono	SILATEC RC3 panic 28/53	2000 x 3000	28	53	4.2	42 ¹⁾		•	
mono EI 30	SILATEC RC3 panic 38/75 EI30	1400 x 3000	38	75	4	43 ³⁾			
mono EI 60	SILATEC RC3 panic 46/95 EI60	1400 x 3000	46	95	3.9	44 ³⁾			
mono EI 90	SILATEC RC3 panic 59/126 EI90	1400 x 2850	59	126	3.8	46 ³⁾			
i2	SILATEC RC3 panic 38/59 i2	2000 x 3000	38	59	1.1 (Kr) /1.6(Ar)	42 ¹⁾	•	•	
i2	SILATEC RC3 panic 44/68 i2	2000 x 3000	44	68	1.0 (Kr) /1.3(Ar)	43 ¹⁾	•	•	•
i2 EI 30	SILATEC RC3 panic 57/97 EI30 i2	1400 x 3000	57	97	1.0 (Kr) /1.3(Ar)	44 ³⁾	•	•	•
i2 EI 60	SILATEC RC3 panic 66/116 EI60 i2	1400 x 3000	66	116	1.0 (Kr) /1.3(Ar)	45 ³⁾	•	•	•
i2 EI 90	SILATEC RC3 panic 79/148 EI90 i2	1400 x 2850	79	148	1.0 (Kr) /1.3(Ar)	47 ³⁾	•	•	•
i3	SILATEC RC3 panic 56/83 i3	2000 x 3000	56	83	0.6 (Kr) /0.9(Ar)	45 ¹⁾	•	•	•

GLAZING FOR PANIC DOORS									
Type	Name	Dimensions max. [mm]	Thickness [mm]	Weight [kg/m ²]	U* [W/m ² K]	R _w [dB]	Options		
							AS	AW	SuS
RC4 panic D									
mono	SILATEC RC4 panic D 41/69	2000 x 3000	40	69	3.5	44 ³⁾		•	
mono EI 30	SILATEC RC4 panic D 52/94 EI 30	1400 x 3000	51	94	3.5	45 ³⁾			
mono EI 60	SILATEC RC4 panic D 60/114 EI 60	1400 x 3000	59	114	3.5	45 ³⁾			
mono EI 90	SILATEC RC4 panic D 74/145 EI 90	1400 x 2850	73	145	3.5	46 ³⁾			
i2	SILATEC RC4 panic D 57/84 i2	2000 x 3000	54	84	1.0 (Kr) /1.4(Ar)	44 ³⁾	•	•	•
i2 EI 30	SILATEC RC4 panic D 69/116 EI 30 i2	1400 x 3000	68	116	1.0 (Kr) /1.4(Ar)	45 ³⁾	•	•	•
i2 EI 60	SILATEC RC4 panic D 78/135 EI 60 i2	1400 x 3000	77	135	1.0 (Kr) /1.4(Ar)	45 ³⁾	•	•	•
i2 EI 90	SILATEC RC4 panic D 91/167 EI 90 i2	1400 x 2850	90	167	1.0 (Kr) /1.4(Ar)	46 ³⁾	•	•	•
i3	SILATEC RC4 panic D 69/99 i3	2000 x 3000	68	99	0.6(Kr) /0.9(Ar)	46 ³⁾	•	•	•

STEPTEC		
Type	Description	Depiction
SILATEC steptec GG		
Burglar resistance P6B, P7B, P8B Mono, i2, i3 Private protection	Angle 60°-180° The entire corner is made of glass and the corner area is enamelled with a cap edge.	
SILATEC steptec GMG		
Burglar resistance P6B, P7B, P8B Mono, i2, i3 Private protection	Angle 60°-180° Metal profile, flush with the glass surface. Subtle shadow gap between glass and metal. Stainless steel, brass, bronze, mat, brushed, high gloss polished.	
SILATEC steptec M		
Burglar resistance P6B, P7B, P8B Mono, i2, i3 Private protection	Angle 60°-180° Metal profile, screwed from inside outwards. Acceptance of particularly high forces. Stainless steel, brass, bronze, mat, brushed, high gloss polished.	



TAKE CARE (Tc)

The protection side (usually the room side) is made of plastic with a scratch-proof plastic surface coating and is to be handled with especial care.

The attack side is made of glass

Distortion can occur with angled viewing. Spectral colours can be visible at night and when using artificial light. This is not a ground for complaints.

Storage: Store in a dry, clean room. Do not store outside, in the rain or in direct sunlight.

Installation: Suction must not be applied to the glass pane on the protective film, as this does not have sufficient lifting capacity.

Joint: Only the following sealant brands may be used for the joining of the plastic side: Mumentive, Multisil.

A dry glazing with rubber seal or other seals are not permissible (material compatibility).

Cleaning: We recommend that you use a soft cotton cloth, lukewarm water and mild soap to remove coarse soiling. Do not use any alkali cleaning agents. Then rinse the pane with plenty of clean water and dry with a soft cotton cloth. Do not use any sharp-edged objects or abrasive cleaners, as these could irreparably scratch or damage the surface.

ANTI REFLECTIVE

SILATEC Anti Reflective is a non-reflective glass which is to be handled with especial care, as the glass surface is coated and sensitive.

Planning: As these panes are "hardly visible", design precautions must be taken to ensure that people do not run into the panes. Do not affix any labels or decorative film, as the coating could suffer damage when these are removed.

Storage

Installation: SILATEC Anti Reflective must be stored in a dry, clean room. Do not store outside or in a position exposed to rain or sun. Ensure that the coated glass surface is not damaged or soiled. Scratches are especially visible and cannot be polished out. Soiling on the site (e.g. from limescale, concrete or cement spray) must be prevented at all costs, as this could result in corrosion and irremovable stains. Should splashes reach the glass surface, clean these away immediately with plenty of clean water. Wear clean, suitable gloves and use a clean vacuum cleaner of a design which will not damage the surface.

Cleaning: SILATEC Anti Reflective should be cleaned regularly with plenty of clean water and a clean sponge or a soft cotton cloth. The cleaning water can be mixed with a neutral, non alkali, non-scouring wetting agent (e.g. Ajax, Sidolin, Pril).

Never use:

- Microfibre cloths (overly-aggressive cleaning method)
- Blades, steel wool, scrubbing sponges, paper cloths, hard cloths
- Alkali liquors (e.g. curd soap)
- Acids (e.g. hydrochloric acids, vinegar, lemon juice)
- Decalcifier (e.g. lemon juice)
- Degreasing agent (e.g. acetone, benzine)
- Substances containing ammonia or chlorine (e.g. Domestos)
- Solvents (e.g. alcohol, acetone)

CONVERSION TABLE					
Length					
... mm	x	0.03937	=	... inches	
				... inches	x 25.4 = ... mm
... cm	x	0.3937	=	... inches	
				... feet	x 30.48 = ... cm
... m	x	1.0936	=	... yards	
				... yards	x 0.9144 = ... m
Fläche					
... m ²	x	1.196	=	... yards ²	
				... yards ²	x 0.8361 = ... m ²
... m ²	x	11.111	=	... feet ²	
				... feet ²	x 0.09 = ... m ²
Weight					
... kg	x	2.2046	=	... pounds	
				... pounds	x 0.4536 = ... kg
... kg/m ²	x	0.1984	=	... pounds/feet ²	
				... pounds/feet ²	x 5.0403 = ... kg/m ²
... kg/m ²	x	1.8433	=	... pounds/yards ²	
				... pounds/yards ²	x 0.5425 = ... kg/m ²
Temprature					
... °C	x	1.8 + 32	=	... °Fahrenheit	
				... (°Fahrenheit - 32)	x 0.5555 = ... °C

